



PERFORMANCE BULLETIN

FUND MANAGER COMMENT

Market Overview

- This month markets appeared distinctly range bound but heading for the lower ends of these ranges. Macroeconomic concerns that have been present for some time continued to rock markets, prominent amongst these being the ongoing European debt issue, the state of the property market, unemployment numbers coupled with future job prospects and rising inflation particularly within commodity markets.
- Gold was at the forefront of speculation this month with some well renowned hedge fund managers exiting the commodity. Despite this the price remains above \$1500 as concerns within global economies remain a compelling argument for investment in the commodity and Central Bank purchases also remain supportive. However despite the strength in the gold price the gold miners suffered a significant setback in valuations, part of this will be due to the investment sellers pushing prices lower but part may also be accredited to concerns over rising energy costs which are one of the biggest cost components for the miners. This set back has impacted our monthly performance, however, we believe analysts have priced in too much of the negatives without crediting the higher sales prices which will counteract these.
- European debt problems continue to worry markets, this month Greece was the focus of attention as the ECB announced that its refinance operations may deem Greek debt not eligible as collateral going forward if bond maturities are extended. This news created further volatility in risk assets and set a wave of concern across

the European banking sector. The announcement that some Irish banks will be looking to apply significant haircuts to subordinated debt further exacerbated the situation.

Outlook

- Whilst we are reminded on an annual basis that investors should sell in May there are many encouraging factors that indicate this could be a year of exception. Japan is making strong progress in its recovery plans, improvements in consumption in the US, and global manufacturing orders have been picking up such that we remain encouraged that global growth will continue albeit at a slow pace and we therefore remain optimistic for the long term potential of investing within equity markets.

Performance*

- The Assetmaster Growth Fund fell 2.18% against the IMA Active Managed Sector which fell 0.92%.

Fund Overview

- There were no trades undertaken on the Assetmaster Growth Fund during the month.

ASSETMASTER GROWTH FUND

Investment Objective: *The investment objective of the Fund is to achieve long-term capital growth.*

Strategy: *The fund is a fund-of-funds adopting a multi-asset, multi-manager approach to portfolio construction.*

Suitability: *This fund is suitable for investors who are seeking long-term capital growth from investing in global stock markets and who are prepared to accept above average levels of volatility. Investors should have a time horizon of seven years or more and expect their investment to be held for at least five years.*

Guidelines: *While a broad range of asset classes can be used, typically the majority of the portfolio will be invested in shares, with a maximum allocation of 100% being permitted.*

PERFORMANCE


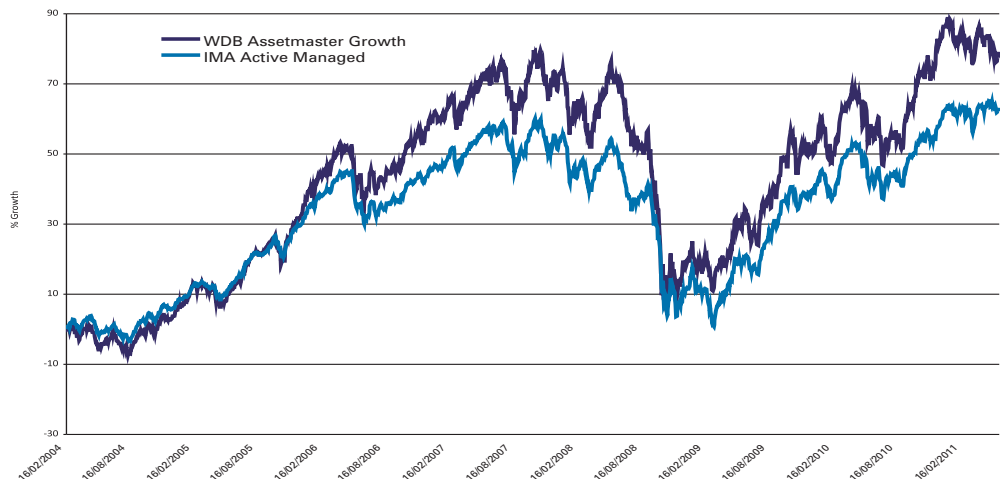
Past Fund Performance*

Name	% Growth 1Y 31/05/10 To 31/05/11	% Growth 3Y 30/05/08 To 31/05/11	% Growth 5Y 31/05/06 To 31/05/11	% Growth Launch 16/02/04 To 31/05/11
ASSETMASTER GROWTH FUND	13.28	4.49	26.04	79.10
IMA ACTIVE MANAGED	14.00	8.03	20.98	63.18
DIFFERENCE	-0.72	-3.54	5.06	15.92

Year on Year % Growth Ending March 2011*

Name	% Growth GBP Q1 '10-'11	% Growth GBP Q1 '09-'10	% Growth GBP Q1 '08-'09	% Growth GBP Q1 '07-'08	% Growth GBP Q1 '06-'07
ASSETMASTER GROWTH FUND	11.52	39.27	-24.78	-4.08	8.60
IMA ACTIVE MANAGED	7.82	40.16	-24.48	-4.91	4.56
DIFFERENCE	3.70	-0.89	-0.30	0.83	4.04

Percentage Growth Total Return From Launch to 31.05.11*



*Source of performance figures, Lipper Hindsight, Williams de Broë, bid-to-bid, net income re-invested. Sterling terms. Past performance is not a guide to the future. **Copyright - © 2007 Morningstar, Inc. All Rights Reserved. Source: www.morningstar.co.uk. Morningstar Rating™ as of 31/05/11 in the Global Equity Large Cap Blend Morningstar Category™. Copyright © 2007 Morningstar, Inc. All Rights Reserved. The information contained herein: (1) is proprietary to Morningstar; (2) may not be copied or distributed; and (3) is not warranted to be accurate, complete or timely. Neither Morningstar nor its content providers are responsible for any damages or losses arising from any use of this information.



ASSETMASTER GROWTH FUND

SPECIALISTS IN MULTI-MANAGER INVESTMENTS

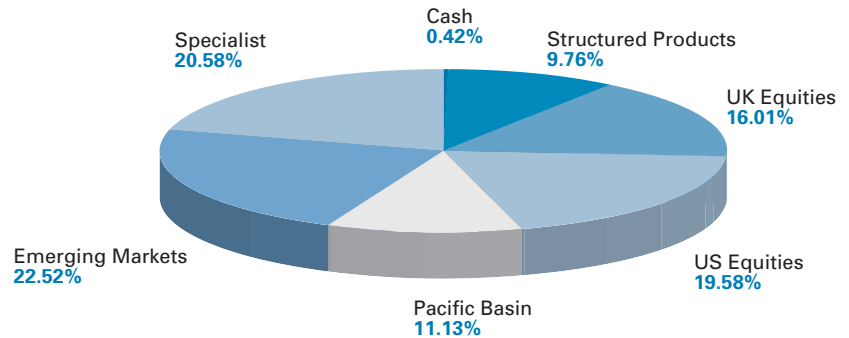


PERFORMANCE BULLETIN

TOP TEN HOLDINGS AS AT 31.05.11

Name	Fund Weighting %
Martin Currie North American Alpha	10.24%
Banesto FTSE Autocall	9.76%
Gartmore US Growth P	9.34%
Old Mutual UK Dynamic Equity	8.98%
Martin Currie China B	8.23%
Ignis Hexam Global Emerging Markets	8.06%
Investec Global Gold	7.19%
Martin Currie Global Resources	7.06%
Altus Resource Capital Ltd	6.33%
Neptune Latin America	5.25%

ASSET ALLOCATION AS AT 31.05.11



KEY FACTS

Fund Size – **£47.94m**
 Launch Date – **16th February 2004**
 Launch Price – **£1.00**
 Base Currency – **GBP**
 Sedol Number (Irish) – **3290381**
 FT MexId – **WBGp**
 ISIN Code – **IE0032903811**
 Benchmark – **IMA Active Managed**
 Status – **OEIC, UCITS III, Dublin Registered**
 Shares – **Income**
 Dealing – **Daily**
 XD Date – **10th January**
 Share Price at 31/05/11 – **£1.791**
 Initial Charge – **5.25%**
 Annual Charge – **1.50%**

FUND MANAGER PROFILE



Laurence Boyle is the Lead Fund Manager for the Assetmaster Funds and has managed the funds since they were launched in 2004. With over twenty years experience in fund management Laurence joined Williams de Broë in 1996 having previously spent five years with BWD Rensburg. Laurence has a BA honours degree in Economics from Portsmouth University. Laurence is assisted by Beccie Williams who is the Deputy Fund Manager for the Assetmaster Funds. In addition to being involved with the qualitative aspects of the investment process Beccie specialises in the area of risk analysis. Prior to joining Williams de Broë in 1999, Beccie was an Associate Director at Albert E Sharp & Co. The team is further supported by Andy Parkes, who as a Fund Manager assists with qualitative and operational issues and who joined Williams de Broë in 1998. Thomas Meredith assists with the quantitative analysis aspects of the investment process. The fund managers responsible for the Assetmaster Funds specialise in the management of multi-asset, multi-manager investment funds and have worked together as a team for over 10 years.

WDB Assetmaster Management Company Ltd ('WDB Assetmaster') is the Manager of Williams de Broë Assetmaster Fund plc, and a wholly owned subsidiary of Williams de Broë Ltd. Assetmaster is a registered trading name of Williams de Broë and references to Assetmaster means both WDB Assetmaster and the Assetmaster team within Williams de Broë.

0800 0213 120

www.wdbassetmaster.com

Important Information

Williams de Broë Assetmaster Fund plc (a recognised collective investment scheme under the UK Financial Services and Markets Act 2000), and WDB Assetmaster Management Company Ltd (WDB Assetmaster) are authorised and regulated by the Central Bank of Ireland. Registered office: 53 Merrion Square, Dublin 2, Ireland. Williams de Broë Limited is the appointed Investment Manager to Williams de Broë Assetmaster Fund plc which is managed by WDB Assetmaster, a wholly owned subsidiary of Williams de Broë Limited. Williams de Broë Limited is Registered in England & Wales under Company Number: 2485266 and is a wholly owned subsidiary of the Evolution Group plc. Registered office: 100 Wood Street, London, EC2V 7AN. Williams de Broë Limited is authorised and regulated by the Financial Services Authority (No 149148) and a member of the London Stock Exchange. This document has been prepared and published by Williams de Broë Limited (Williams de Broë). The information and opinions contained herein are based upon sources believed by Williams de Broë to be reliable, but which may not have been independently verified and no guarantees, representations or warranties are made as to its accuracy, completeness or suitability for any purpose. Any opinion or estimate expressed in this publication is Williams de Broë's current opinion as of the date of this publication and is subject to change without notice. Williams de Broë, its employees or a connected company may trade in the investments referred to herein and may also perform investment or other banking services for such companies. This document is not intended as an offer or solicitation for the purchase or sale of any investment or any other action. Past performance is not an indication of future performance. The value of investments and any income from them is not guaranteed and may go down as well as up; you may get back less than the amount invested. Changes in rates of exchange may have an adverse effect on the value, price or income of investments denominated in currencies other than Sterling. Any references to the impact of taxation are made in the context of current legislation and may not be valid should levels and/or bases of taxation change. You should ensure you are permitted to invest in the Assetmaster Funds under any tax regulation or other legislation. You should discuss your tax position with your tax or financial adviser. This is neither an offer nor a solicitation to buy or sell any investment referred to in this document. Investments referred to in this document may not be suitable for all investors and before making any investment decision you are advised to consult your professional adviser.