



# ASSETMASTER GROWTH FUND

SPECIALISTS IN MULTI-MANAGER INVESTMENTS



## PERFORMANCE BULLETIN

### FUND MANAGER COMMENT

#### Market Overview

- August proved a torrid month for equity markets as slowing economic data, coupled with concerns over the Eurozone debt crisis pushed stocks sharply lower. Many markets suffered their worst falls since 2008 although some respite came towards the end of the month as equities rallied from oversold positions.
- Much of the pain came from Europe where spreads on Italian and Spanish bonds started to climb to problematic levels and the ECB (European Central Bank) was forced to step in and buy bonds in an effort to drive yields down. Sentiment was not improved when Standard and Poors downgraded the US from AAA to AA.
- On a sector basis Industrials and financials bore the brunt of the sell off with banks and miners in particular showing sharp losses as investors sought more defensive positions in utilities and pharmaceuticals. Elsewhere yields of core sovereign debt tightened as a flight to quality accompanied the equity sell off. Gold also rallied strongly breaching the \$1900 an ounce level.

#### Outlook

- Whilst the headwinds of slower growth and the Euro debt crisis leave an increased chance of continued volatility, we hope to see markets improve as we head into the end of the year. Further stimulus measures from central banks appear likely, corporate earnings numbers should remain strong and valuations look compelling.

#### Performance\*

- The Assetmaster Growth fund fell 9% against the IMA Active Managed Sector which fell 7.4%.

#### Fund Overview

- There were no trades undertaken on the Assetmaster Growth Fund during the month.


### ASSETMASTER GROWTH FUND

**Investment Objective:** *The investment objective of the Fund is to achieve long-term capital growth.*

**Strategy:** *The fund is a fund-of-funds adopting a multi-asset, multi-manager approach to portfolio construction.*

**Suitability:** *This fund is suitable for investors who are seeking long-term capital growth from investing in global stock markets and who are prepared to accept above average levels of volatility. Investors should have a time horizon of seven years or more and expect their investment to be held for at least five years.*

**Guidelines:** *While a broad range of asset classes can be used, typically the majority of the portfolio will be invested in shares, with a maximum allocation of 100% being permitted.*



### PERFORMANCE

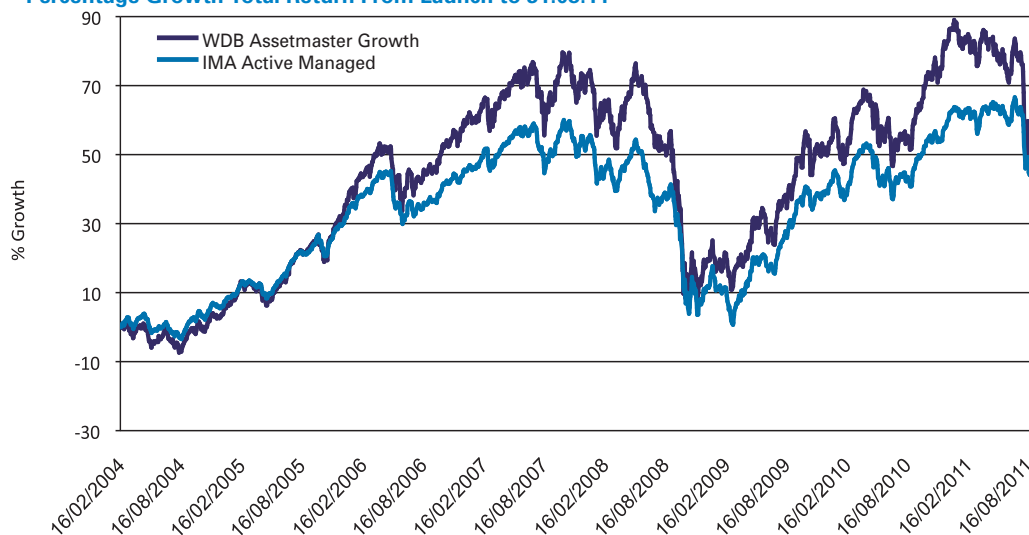
#### Past Fund Performance\*

Name	% Growth 1Y 31/08/10 To 31/08/11	% Growth 3Y 29/08/08 To 31/08/11	% Growth 5Y 31/08/06 To 31/08/11	% Growth Launch 16/02/04 To 31/08/11
<b>ASSETMASTER GROWTH FUND</b>	4.84	2.63	10.25	60.20
<b>IMA ACTIVE MANAGED</b>	5.97	6.50	9.62	49.51
<b>DIFFERENCE</b>	-1.13	-3.87	0.63	10.69

#### Year on Year % Growth Ending June 2011\*

Name	% Growth GBP Q2 '10-'11	% Growth GBP Q2 '09-'10	% Growth GBP Q2 '08-'09	% Growth GBP Q2 '07-'08	% Growth GBP Q2 '06-'07
<b>ASSETMASTER GROWTH FUND</b>	18.99	17.17	-21.46	-4.79	18.63
<b>IMA ACTIVE MANAGED</b>	16.85	18.25	-16.52	-9.13	14.96
<b>DIFFERENCE</b>	2.14	-1.08	-4.94	4.34	3.67

#### Percentage Growth Total Return From Launch to 31.08.11\*



\*Source of performance figures, Lipper Hindsight, Williams de Broë, bid-to-bid, net income re-invested. Sterling terms. Past performance is not a guide to the future. \*\*Copyright - © 2007 Morningstar, Inc. All Rights Reserved. Source: www.morningstar.co.uk. Morningstar Rating™ as of 31/08/11 in the Global Equity Large Cap Blend Morningstar Category™. Copyright © 2007 Morningstar, Inc. All Rights Reserved. The information contained herein: (1) is proprietary to Morningstar; (2) may not be copied or distributed; and (3) is not warranted to be accurate, complete or timely. Neither Morningstar nor its content providers are responsible for any damages or losses arising from any use of this information.



# ASSETMASTER GROWTH FUND

SPECIALISTS IN MULTI-MANAGER INVESTMENTS

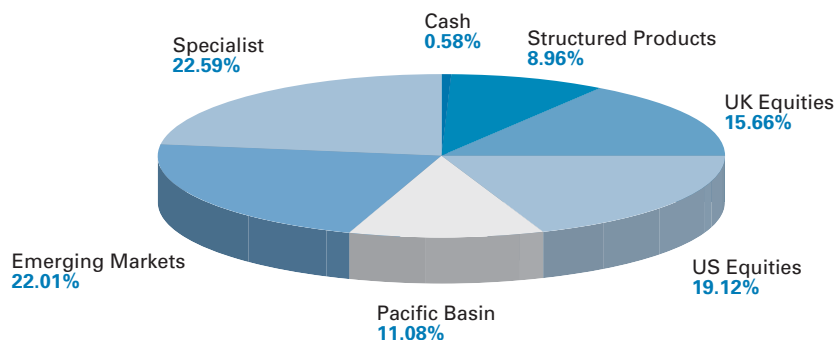


## PERFORMANCE BULLETIN

### TOP TEN HOLDINGS AS AT 31.08.11

Name	Fund Weighting %
Henderson US Growth P	9.80%
Martin Currie North American Alpha	9.32%
Old Mutual UK Dynamic Equity	8.75%
Investec Global Gold	8.75%
Martin Currie China B	7.88%
Hexam Global Emerging Markets	7.73%
Altus Resource Capital Ltd	7.09%
Martin Currie Global Resources	6.75%
Neptune Latin America	5.40%
Neptune Russia & Greater Russia	5.04%

### ASSET ALLOCATION AS AT 31.08.11



### KEY FACTS

Fund Size – **£42.79m**  
 Launch Date – **16th February 2004**  
 Launch Price – **£1.00**  
 Base Currency – **GBP**  
 Sedol Number (Irish) – **3290381**  
 FT MexId – **WBGp**  
 ISIN Code – **IE0032903811**  
 Benchmark – **IMA Active Managed**  
 Status – **OEIC, UCITS III, Dublin Registered**  
 Shares – **Income**  
 Dealing – **Daily**  
 XD Date – **10th January**  
 Share Price at 31/08/11 – **£1.602**  
 Initial Charge – **5.25%**  
 Annual Charge – **1.50%**

### FUND MANAGER PROFILE



Laurence Boyle is the Lead Fund Manager for the Assetmaster Funds and has managed the funds since they were launched in 2004. With over twenty years experience in fund management Laurence joined Williams de Broë in 1996 having previously spent five years with BWD Rensburg. Laurence has a BA honours degree in Economics from Portsmouth University. Laurence is assisted by Beccie Williams who is the Deputy Fund Manager for the Assetmaster Funds. In addition to being involved with the qualitative aspects of the investment process Beccie specialises in the area of risk analysis. Prior to joining Williams de Broë in 1999, Beccie was an Associate Director at Albert E Sharp & Co. The team is further supported by Andy Parkes, who as a Fund Manager assists with qualitative and operational issues and who joined Williams de Broë in 1998. Thomas Meredith assists with the quantitative analysis aspects of the investment process. The fund managers responsible for the Assetmaster Funds specialise in the management of multi-asset, multi-manager investment funds and have worked together as a team for over 10 years.

WDB Assetmaster Management Company Ltd ('WDB Assetmaster') is the Manager of Williams de Broë Assetmaster Fund plc, and a wholly owned subsidiary of Williams de Broë Ltd. Assetmaster is a registered trading name of Williams de Broë and references to Assetmaster means both WDB Assetmaster and the Assetmaster team within Williams de Broë.

**0800 0213 120**

[www.wdbassetmaster.com](http://www.wdbassetmaster.com)

### Important Information

Williams de Broë Assetmaster Fund plc (a recognised collective investment scheme under the UK Financial Services and Markets Act 2000), and WDB Assetmaster Management Company Ltd (WDB Assetmaster) are authorised and regulated by the Central Bank of Ireland. Registered office: 53 Merrion Square, Dublin 2, Ireland. Williams de Broë Limited is the appointed Investment Manager to Williams de Broë Assetmaster Fund plc which is managed by WDB Assetmaster, a wholly owned subsidiary of Williams de Broë Limited. Williams de Broë Limited is Registered in England & Wales under Company Number: 2485266 and is a wholly owned subsidiary of The Evolution Group PLC. Registered office: 100 Wood Street, London, EC2V 7AN. Williams de Broë Limited is authorised and regulated by the Financial Services Authority (No 149148) and a member of the London Stock Exchange. This document has been prepared and published by Williams de Broë Limited (Williams de Broë). The information and opinions contained herein are based upon sources believed by Williams de Broë to be reliable, but which may not have been independently verified and no guarantees, representations or warranties are made as to its accuracy, completeness or suitability for any purpose. Any opinion or estimate expressed in this publication is Williams de Broë's current opinion as of the date of this publication and is subject to change without notice. Williams de Broë, its employees or a connected company may trade in the investments referred to herein and may also perform investment or other banking services for such companies. This document is not intended as an offer or solicitation for the purchase or sale of any investment or any other action. Past performance is not an indication of future performance. The value of investments and any income from them is not guaranteed and may go down as well as up; you may get back less than the amount invested. Changes in rates of exchange may have an adverse effect on the value, price or income of investments denominated in currencies other than Sterling. Any references to the impact of taxation are made in the context of current legislation and may not be valid should levels and/or bases of taxation change. You should ensure you are permitted to invest in the Assetmaster Funds under any tax regulation or other legislation. You should discuss your tax position with your tax or financial adviser. This is neither an offer nor a solicitation to buy or sell any investment referred to in this document. Investments referred to in this document may not be suitable for all investors and before making any investment decision you are advised to consult your professional adviser.