

# WEALTHSELECT ACTIVE MANAGED PORTFOLIO 7

30 November 2020



**STUART CLARK**  
Portfolio Manager

## Portfolio objective

The portfolio aims to achieve long-term capital growth by investing in a diversified range of asset classes. The portfolio is matched to a risk profile (level 7) which targets a specific range of volatility (see the volatility target) and will invest around 60% to 80% in equities.

### Performance comparator

IA Mixed Investment 40-85% Shares

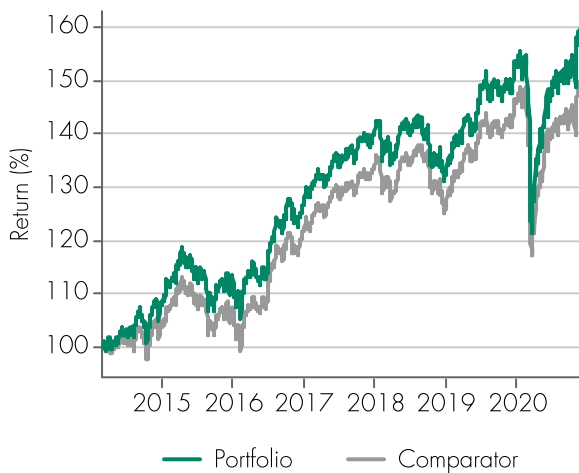
### Volatility target

13.41% - 15.25%

### Weighted portfolio TER

0.77

## Cumulative performance



## Cumulative performance

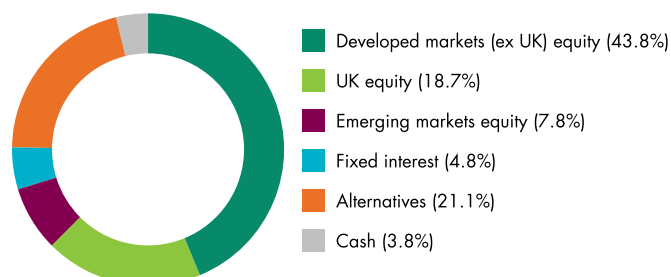
	YTD	1 Year	3 Year	5 Year	Since launch
Portfolio	4.49	6.19	15.13	41.14	59.37
Comparator	3.00	4.55	13.69	39.38	50.12

## Discrete calendar performance

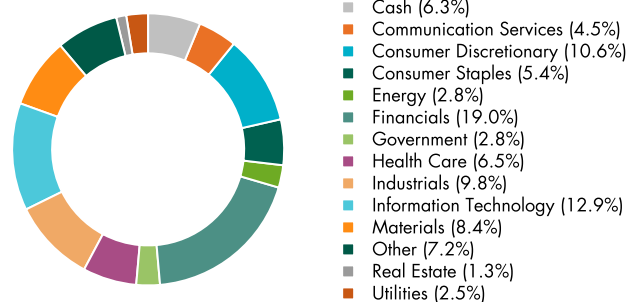
	2015	2016	2017	2018	2019
Portfolio	4.60	12.12	10.38	-5.67	15.55
Comparator	2.83	13.28	10.05	-6.07	15.94

Source: Quilter Investors. Total return, percentage growth over time periods shown. Cumulative returns are over time periods shown to 30 November 2020. The WealthSelect Managed Portfolio Service launched on 24 February 2014.

## Asset class breakdown



## Sector breakdown



Please note due to rounding of figures they may not add up to 100%. The asset class breakdown is displayed at fund level. The sector breakdown is displayed at stock level based on the Factset and Quilter Investors categorisation of the holdings in the portfolio.

## Portfolio holdings

### Developed markets (ex UK) equity 43.8%

Fund Name	Investment adviser	Holding (%)
Quilter Investors Global Equity Value	BNY Mellon	5.4
Quilter Investors US Equity Growth	JP Morgan	5.2
Quilter Investors Japanese Equity	Schroders	4.4
Quilter Investors Asia Pacific (ex Japan) Equity	Fidelity	4.4
Quilter Investors North American Equity	Merian	3.9
Quilter Investors Asia Pacific (ex Japan) Large-Cap Equity	Invesco	3.9
Quilter Investors Precious Metals Equity	BlackRock	3.6
Quilter Investors US Equity Small/Mid-Cap	Schroders	3.2
Quilter Investors Europe (ex UK) Equity	Janus Henderson	2.9
Quilter Investors Europe (ex UK) Equity Income	Schroders	1.6
Quilter Investors Europe (ex UK) Equity Growth	Allianz	1.5
Quilter Investors US Equity Income	BNY Mellon	1.5
Quilter Investors Natural Resources Equity	Janus Henderson	1.0
Quilter Investors Asia Pacific	Merian	0.8
Quilter Investors Europe (ex UK) Small/Mid Cap Equity	Merian	0.6

### UK equity 18.7%

Fund Name	Investment adviser	Holding (%)
Quilter Investors UK Equity Opportunities	Artemis	6.3
Quilter Investors UK Equity Growth	BlackRock	4.8
Quilter Investors UK Equity Income	Merian	4.4
Quilter Investors UK Equity Large-Cap Income	Artemis	1.7
Quilter Investors UK Equity	Merian	1.5

### Emerging markets equity 7.8%

Fund Name	Investment adviser	Holding (%)
Quilter Investors Emerging Markets Equity Growth	JP Morgan	2.2
Quilter Investors Emerging Markets Equity Income	Wells Fargo	2.2
Quilter Investors Emerging Markets Equity	Merian	2.1
Quilter Investors China Equity	Janus Henderson	1.3

### Fixed interest 4.8%

Fund Name	Investment adviser	Holding (%)
Quilter Investors Gilt Index	BlackRock	1.5
Quilter Investors Sterling Diversified Bond	Fidelity	1.1
Quilter Investors Corporate Bond	Premier Miton	1.0
Quilter Investors Investment Grade Corporate Bond	Invesco	0.7
Quilter Investors Diversified Bond	Premier Miton	0.5
Quilter Investors Sterling Corporate Bond	Fidelity	-

### Alternatives 21.1%

Fund Name	Investment adviser	Holding (%)
Quilter Investors Absolute Return Bond	Janus Henderson	8.2
PIMCO Dynamic Bond	PIMCO	6.6
Quilter Investors Global Equity Absolute Return	Merian	4.2
Janus Henderson UK Property	Janus Henderson	2.0

### Cash 3.8%

Fund Name	Investment adviser	Holding (%)
BlackRock Cash	BlackRock	3.8

Please note due to rounding of figures they may not add up to 100%.

## Top 10 stock holdings

	Holding (%)
Government of United Kingdom	1.9
Samsung Electronics Co., Ltd.	1.0
Taiwan Semiconductor Manufacturing Co., Ltd.	0.9
Apple Inc.	0.9
Alibaba Group Holding Ltd.	0.8
AstraZeneca Plc	0.8
Tencent Holdings Ltd.	0.7
Barclays Plc	0.7
British American Tobacco p.l.c.	0.7
Royal Dutch Shell Plc	0.7

## Glossary

### Performance comparator

An index or similar factor against which a portfolio manager invites investors to compare a portfolio's performance. The IA Mixed Investment 40-85% Shares sector is considered appropriate on the basis that the fund's equity exposure over time is expected to be similar to that of the average fund in this sector.

### Volatility target

One of the main measures of investment risk is volatility, which is a measure of the amount an investment rises and falls over time. Your portfolio is risk-targeted and has three year volatility target rather than a target for a particular level of growth. By targeting risk and volatility the portfolios should behave more as you expect over time.

### Weighted portfolio TER

The weighted portfolio TER (total expense ratio) is the weighted average of the ongoing charges of the underlying funds held in the portfolio. Please note, for transparency Old Mutual Wealth also includes an estimate of the performance related fees (PRF) and property expense ratio (PER) figures within the weighted Portfolio TER. This is also included, where relevant, on personalised illustrations and fund lists. These figures are subject to change. The latest figures and further information on the PER and PRF are available in our '[Fund Information for WealthSelect](#)' document.

Further information on the WealthSelect Managed Portfolio Service can be found at [www.oldmutualwealth.co.uk/wealthselect](http://www.oldmutualwealth.co.uk/wealthselect)

**Past performance is not a guide to future performance and may not be repeated. Investment involves risk. The value of investments and the income from them may go down as well as up and investors may not get back the amount originally invested. Because of this, an investor is not certain to make a profit on an investment and may lose money. Exchange rates may cause the value of overseas investments to rise or fall.**

[www.oldmutualwealth.co.uk](http://www.oldmutualwealth.co.uk)

Please be aware that calls and electronic communications may be recorded for monitoring, regulatory and training purposes and records are available for at least five years.

Old Mutual Wealth is the trading name of Old Mutual Wealth Limited which provides an Individual Savings Account (ISA) and Collective Investment Account (CIA) and Old Mutual Wealth Life & Pensions Limited which provides a Collective Retirement Account (CRA) and Collective Investment Bond (CIB).

The WealthSelect Managed Portfolio Service is provided by Old Mutual Wealth Limited and Old Mutual Wealth Life & Pensions Limited.

Old Mutual Wealth Limited and Old Mutual Wealth Life & Pensions Limited are registered in England and Wales under numbers 1680071 and 4163431 respectively. Registered Office at Old Mutual House, Portland Terrace, Southampton SO14 7EJ, United Kingdom.

Old Mutual Wealth Limited is authorised and regulated by the Financial Conduct Authority. Old Mutual Wealth Life & Pensions Limited is authorised by the Prudential Regulation Authority and regulated by the Financial Conduct Authority and the Prudential Regulation Authority. Their Financial Services register numbers are 165359 and 207977 respectively. VAT number 386 1301 59.